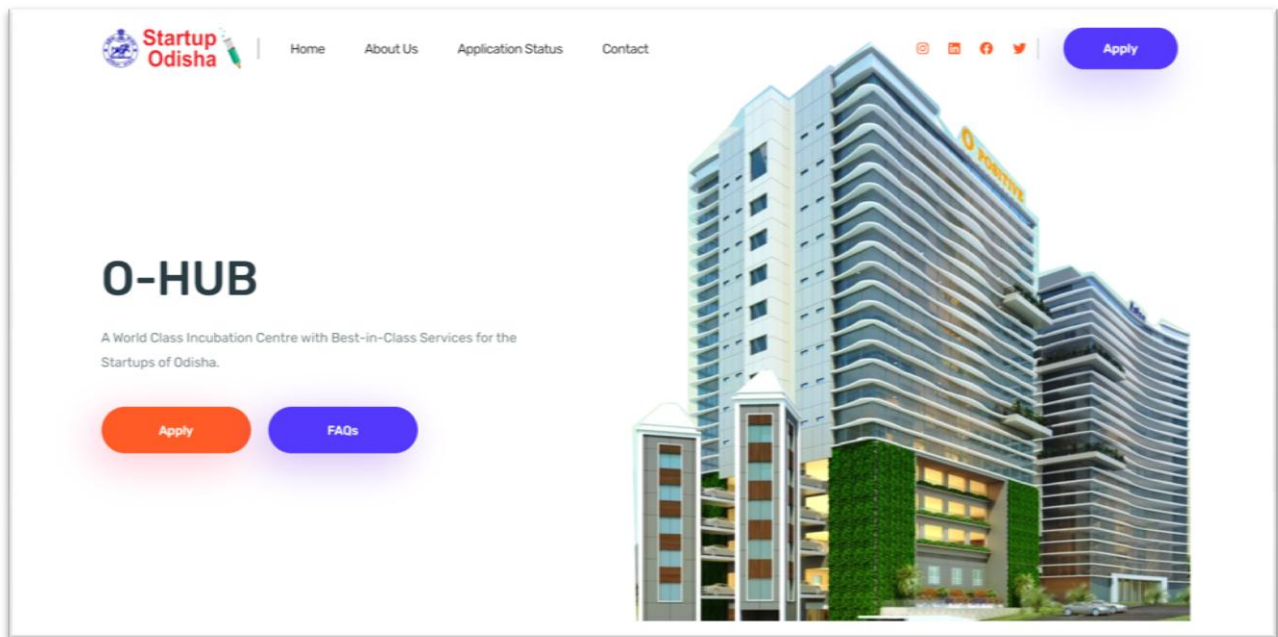


APPLICATION MANUAL

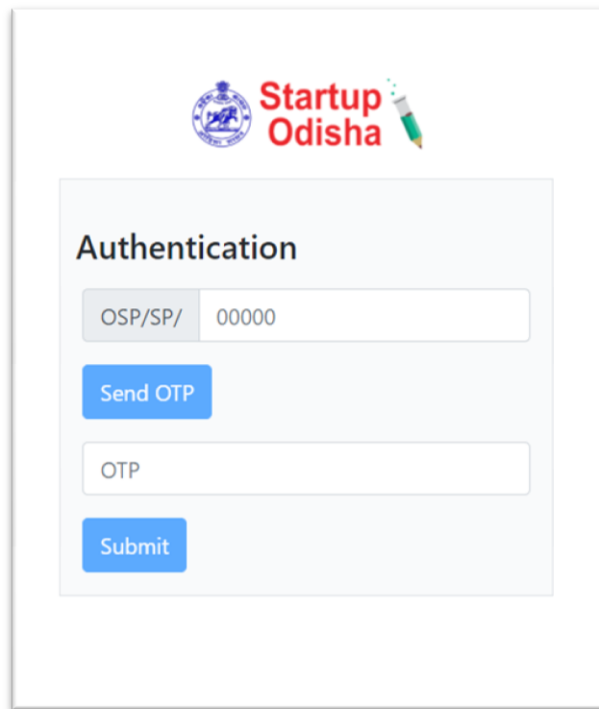
O-Hub is a World Class Incubation Hub setup under the aegis of Startup Odisha, Department of MSME, Government of Odisha. Applications are invited from startups/innovators across the state and sectors for incubation space with best in class services and facilities.

Applicants are requested to follow the steps prescribed below:

1. To apply for incubation space in OHub visit ohub.org.in

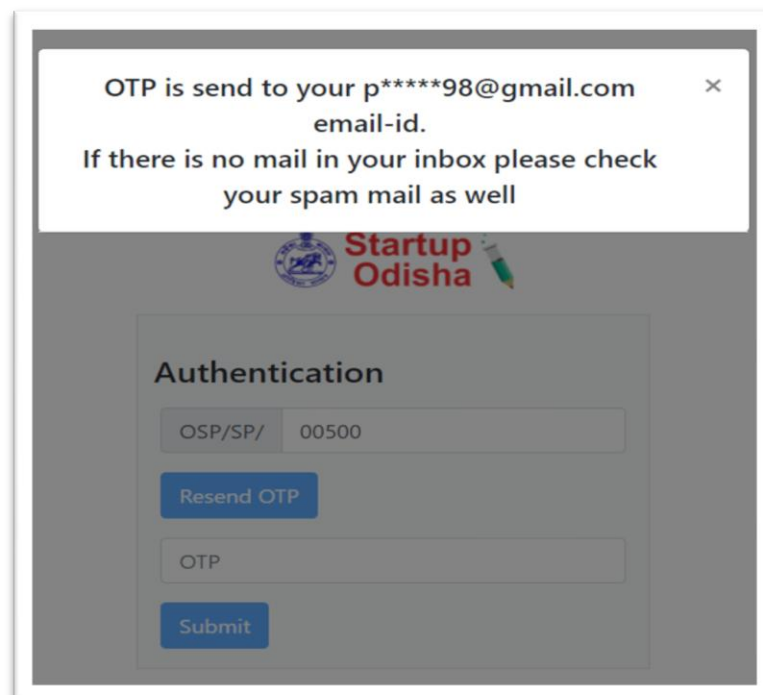


2. Click on “**Apply**” button at top right corner to open the application window.



The screenshot shows the Startup Odisha logo at the top. Below it is a form titled "Authentication". The form contains a text input field with the label "OSP/SP/" and the value "00000". Below this is a blue button labeled "Send OTP". Underneath is another text input field with the label "OTP". At the bottom of the form is a blue button labeled "Submit".

3. The Authentication page will appear. Enter your valid Startup Odisha recognition number and click “**Send OTP**” to receive your one time password(OTP) on the email id registered with Startup Odisha.



The screenshot shows the same Authentication page as above, but with a notification overlay at the top. The notification text reads: "OTP is send to your p*****98@gmail.com email-id. If there is no mail in your inbox please check your spam mail as well". Below the notification is the Startup Odisha logo and the Authentication form. The text input field now contains "00500" and the button is labeled "Resend OTP". The "Submit" button is still present at the bottom.

4. After entering valid OTP click submit and for the application form to unlock.

Application form for O-Hub Incubation

COMPANY TEAM MARKET FINANCE STRATEGY

Name of the startup
FLASHDEAL ECOMMERCE PVT LTD

Startup Odisha recognition number (required)
OSP/SP/00001

Sector (required)
IT MANAGEMENT

Product/Service (required)

What Technology are using for your product

Brief note about your startup in 100 words (Describe the problem you are solving and what is your startup going to make and how does it solve)

5. Application form contains few pre-filled details of your startup which you need to verify.

List 5 key stakeholders that are most relevant for you to meet?

Any award, recognition received or patent published?

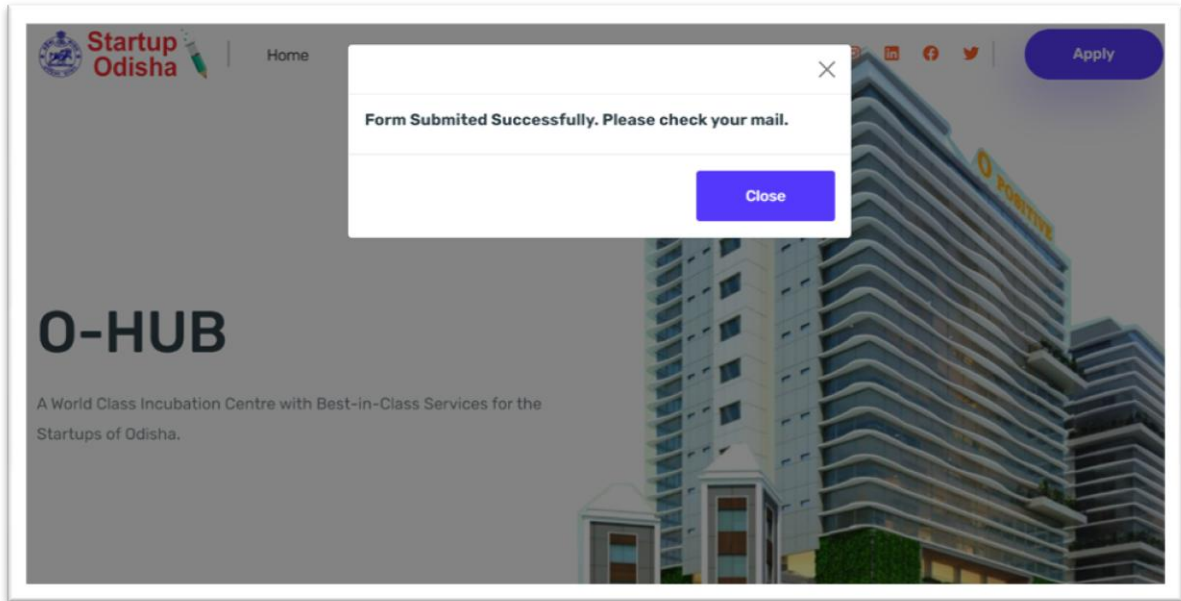
PITCHDECK -UPLOAD (REQUIRED)

Any other information that you want to share

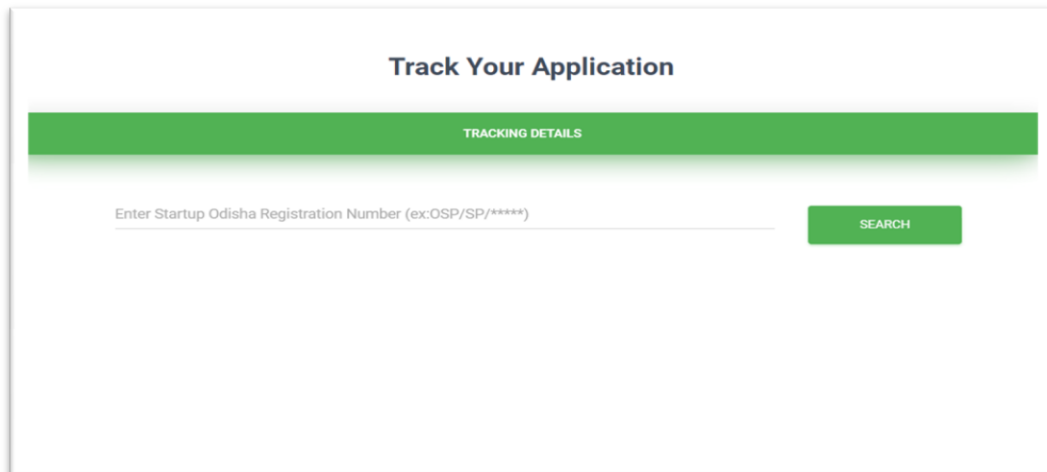
PREVIOUS SUBMIT

6. Fill all the required highlighted fields (those fields are mandatory) and also other relevant fields and submit the form.

7. After submitting the form you will receive an email of successful submission of the form and a link to track your form status.



8. To Track your Form Status, click the link provided to your email or visit “**Application Status**” menu on the Ohub Website.
9. Enter your Startup Odisha recognition number and click “**Search**” button.



10. You can track your application status which will gradually be Approved/Rejected & Allotted from the concerned authority.